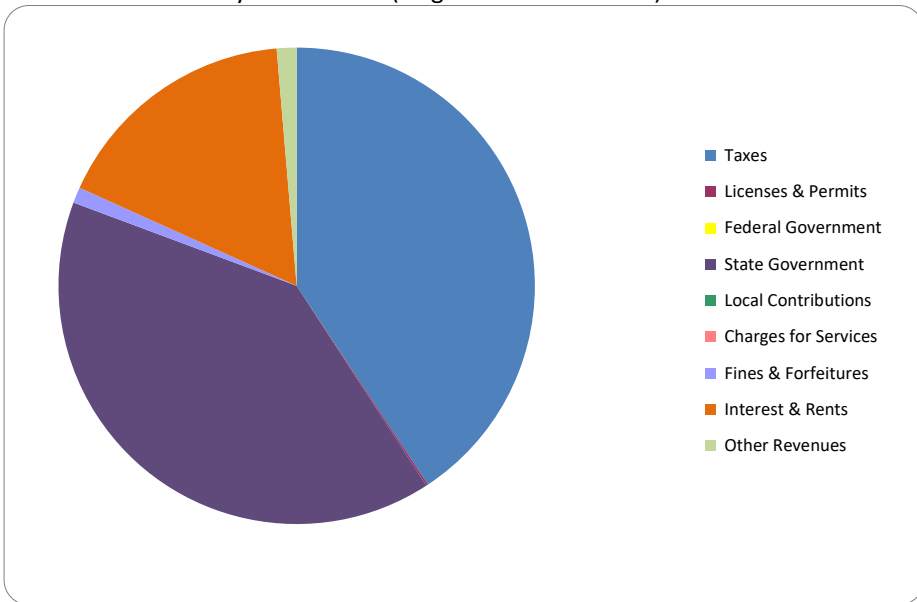


CITIZEN'S GUIDE TO LOCAL UNIT FINANCES - Village of Central Lake ()

REVENUES

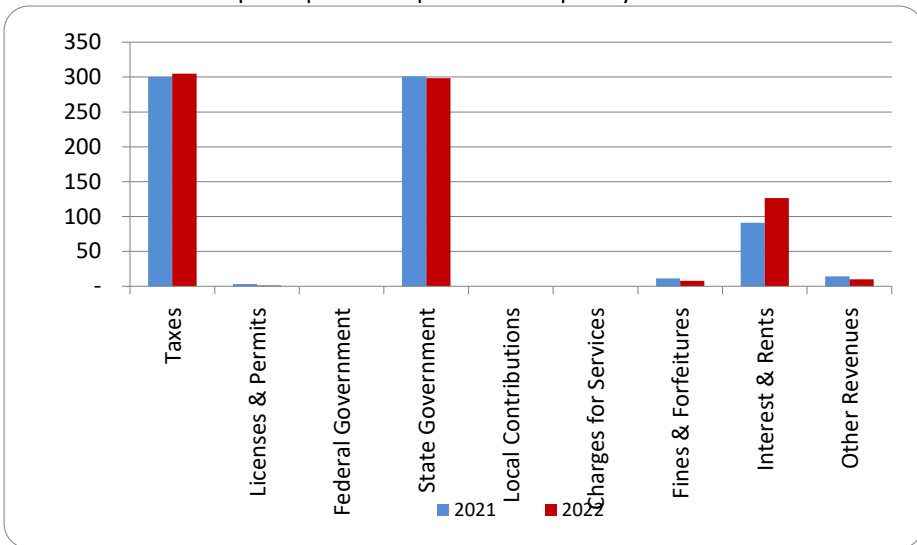
1. Where our money comes from (all governmental funds)



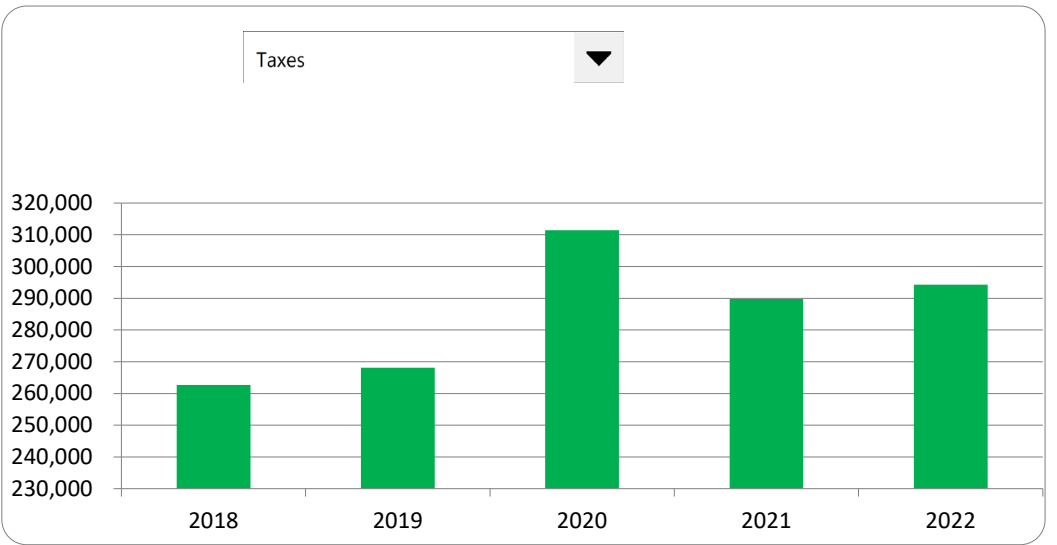
2. Compared to the prior year

	<u>2021</u>	<u>2022</u>	<u>% change</u>
Taxes	\$ 289,826	\$ 294,288	1.54%
Licenses & Permits	2,945	915	-68.93%
Federal Government	-	-	N/A
State Government	290,634	288,065	-0.88%
Local Contributions	-	-	N/A
Charges for Services	-	-	N/A
Fines & Forfeitures	10,680	7,725	-27.67%
Interest & Rents	87,919	122,217	39.01%
Other Revenues	13,598	9,710	-28.59%
Total Revenues	\$ 695,602	\$ 722,920	3.93%

3. Revenue sources per capita - compared to the prior year



4. Historical trends of individual sources



Commentary:

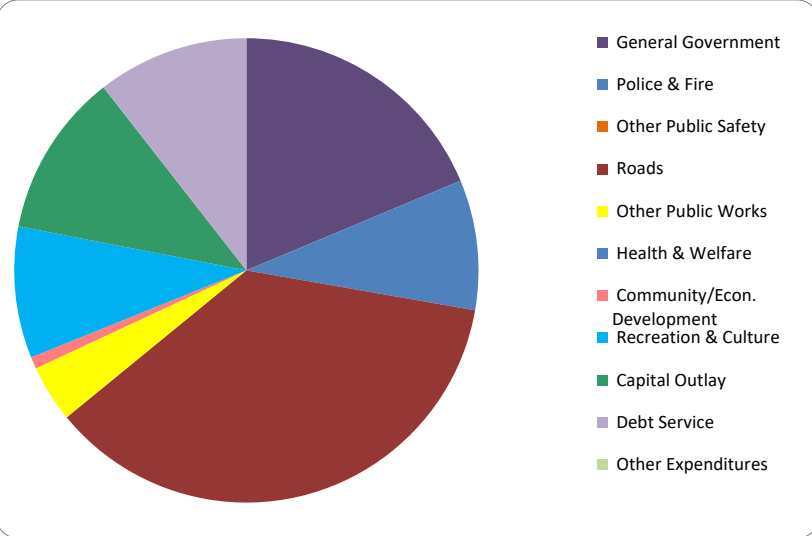
For more information on our unit's finances, contact Allie Hines at 231-544-6483.

CITIZEN'S GUIDE TO LOCAL UNIT FINANCES - Village of Central Lake ()

EXPENDITURES

1. Where we spend our money (all governmental funds)

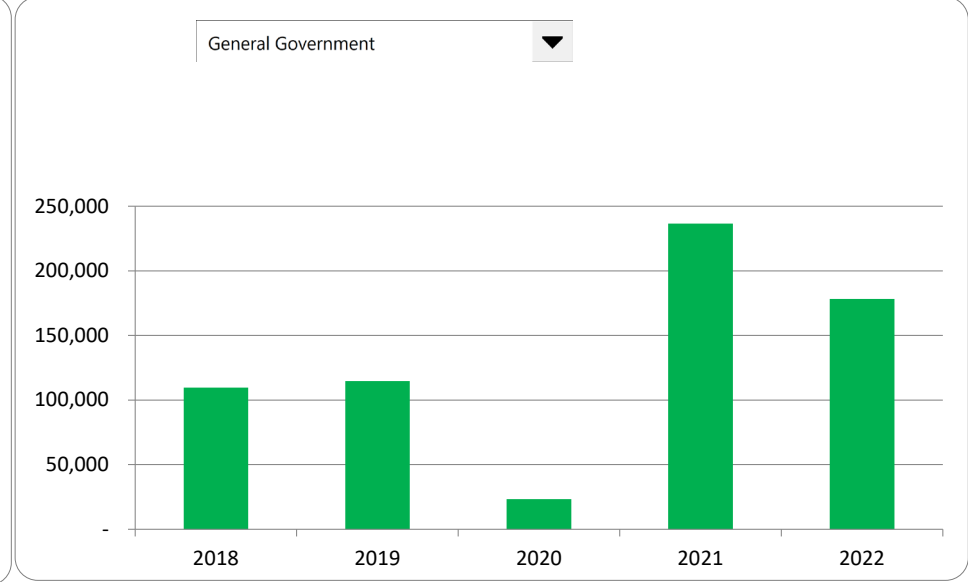
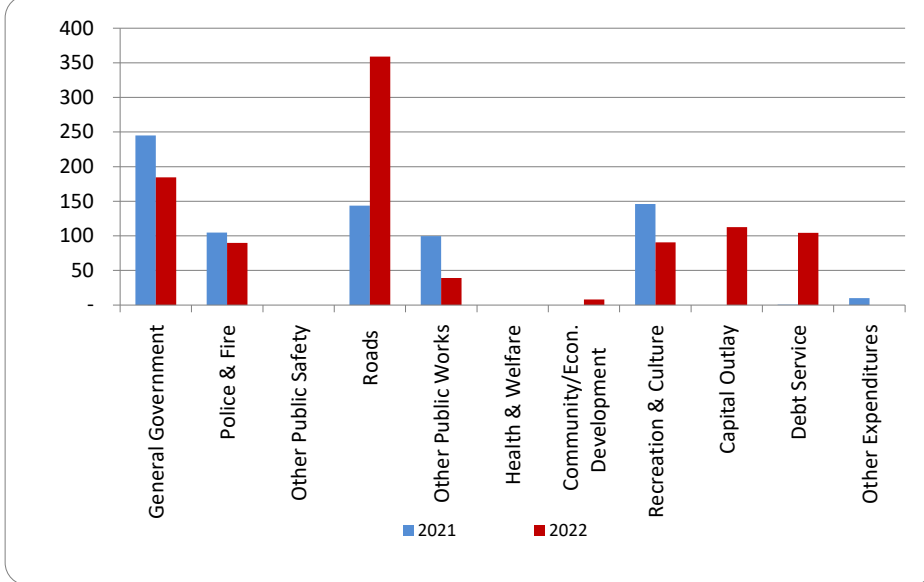
2. Compared to the prior year



	2021	2022	% change
General Government	\$ 236,446	\$ 178,222	-24.62%
Police & Fire	100,996	86,502	-14.35%
Other Public Safety	-	-	N/A
Roads	138,791	346,568	149.70%
Other Public Works	96,170	37,950	-60.54%
Health & Welfare	-	-	N/A
Community/Econ. Development	-	7,766	N/A
Recreation & Culture	141,027	87,347	-38.06%
Capital Outlay	-	108,823	N/A
Debt Service	768	100,635	13003.52%
Other Expenditures	9,711	-	-100.00%
Total Expenditures	\$ 723,909	\$ 953,813	31.76%

3. Spending per capita - compared to the prior year

4. Historical trends of individual departments:



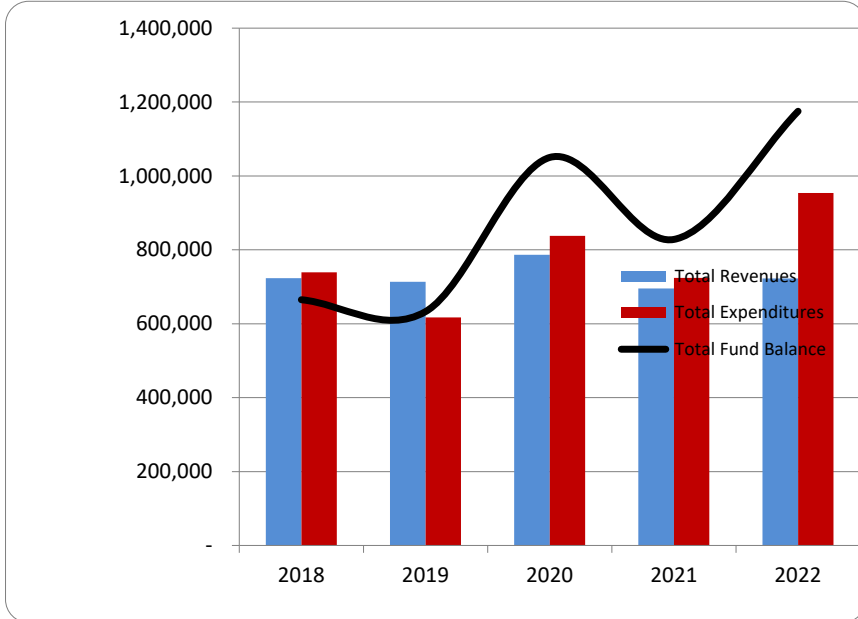
Commentary:

For more information on our unit's finances, contact Allie Hines at 231-544-6483.

CITIZEN'S GUIDE TO LOCAL UNIT FINANCES - Village of Central Lake ()

FINANCIAL POSITION

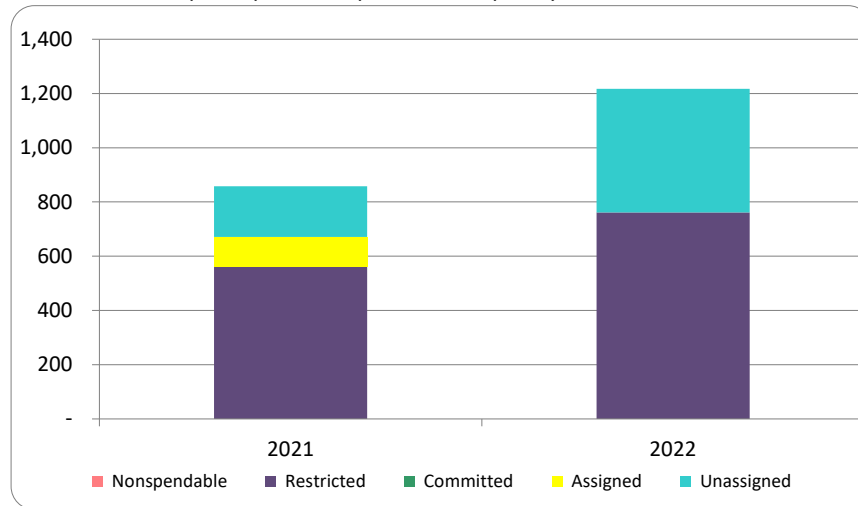
1. How have we managed our governmental fund resources (fund balance)?



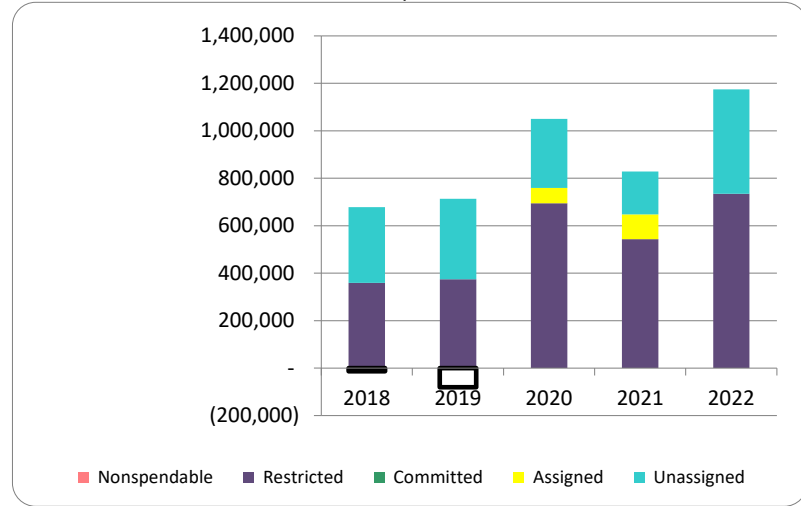
2. Compared to the prior year

	2021	2022	% change
Revenue	695,602	722,920	3.93%
Expenditures	723,909	953,813	31.76%
Surplus (shortfall)	(28,307)	(230,893)	715.67%
Fund balance, by component:			
Nondspendable	-	-	N/A
Restricted	543,735	735,187	35.21%
Committed	-	-	N/A
Assigned	103,946	-	-100.00%
Unassigned	180,541	439,847	143.63%
total fund balance	828,222	1,175,034	41.87%

3. Fund balance per capita - compared to the prior year



4. Historical trends of individual components



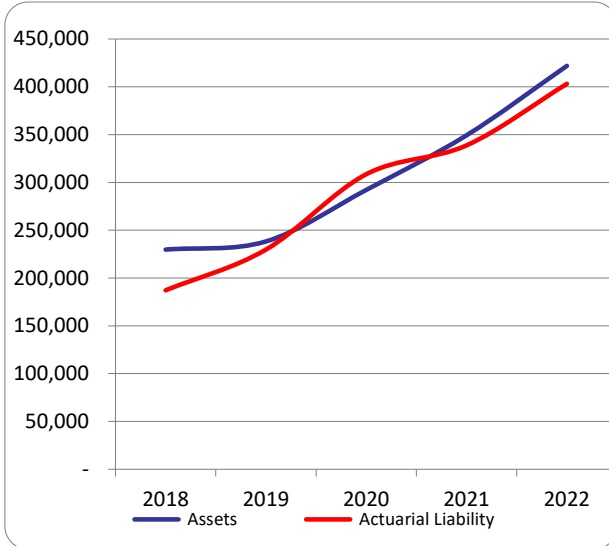
Commentary:

For more information on our unit's finances, contact Allie Hines at 231-544-6483.

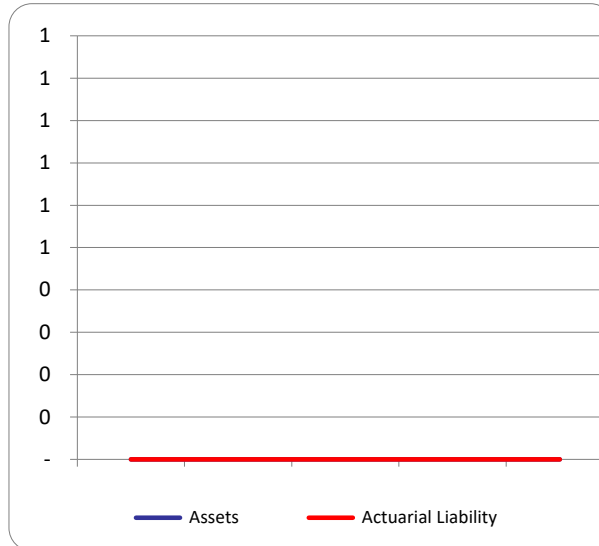
CITIZEN'S GUIDE TO LOCAL UNIT FINANCES - Village of Central Lake ()

OTHER LONG TERM OBLIGATIONS

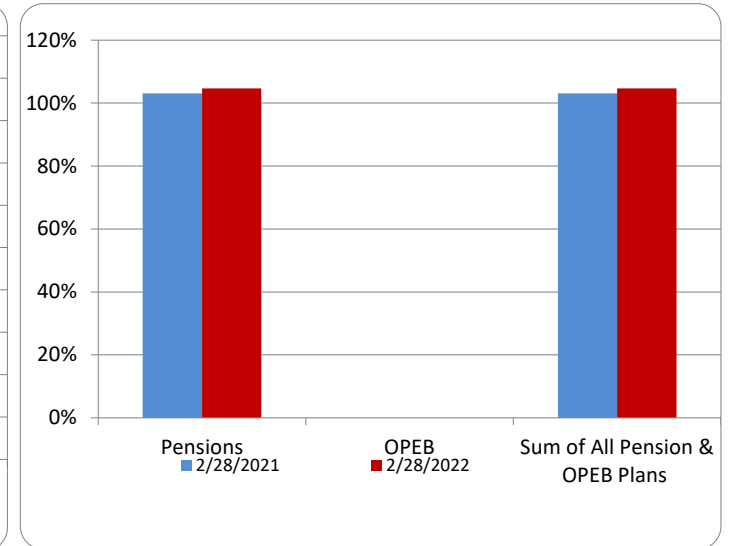
1. Pension funding status



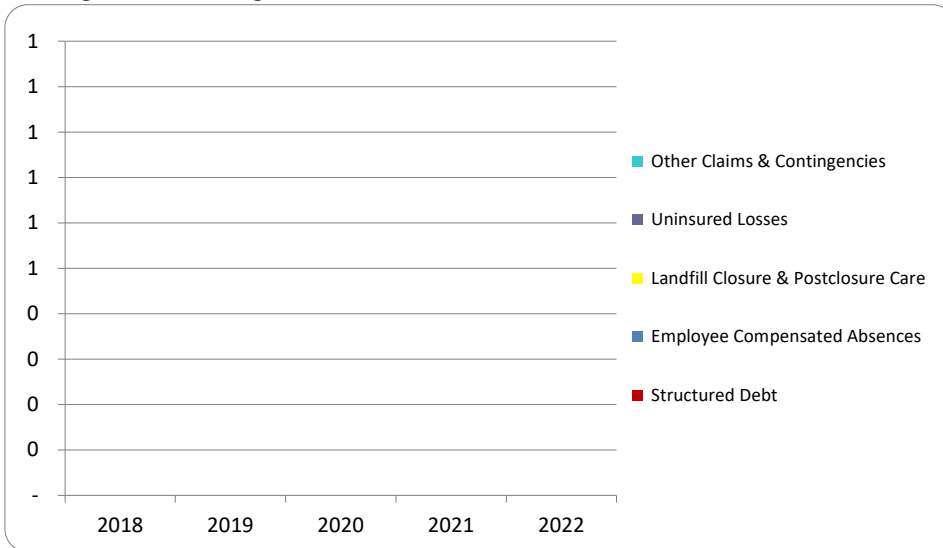
2. Retiree Health care funding status



3. Percent funded - compared to the prior year



4. Long Term Debt obligations:



5. Debt & other long term obligations per capita - compared to the prior year



Commentary:

For more information on our unit's finances, contact Allie Hines at 231-544-6483.