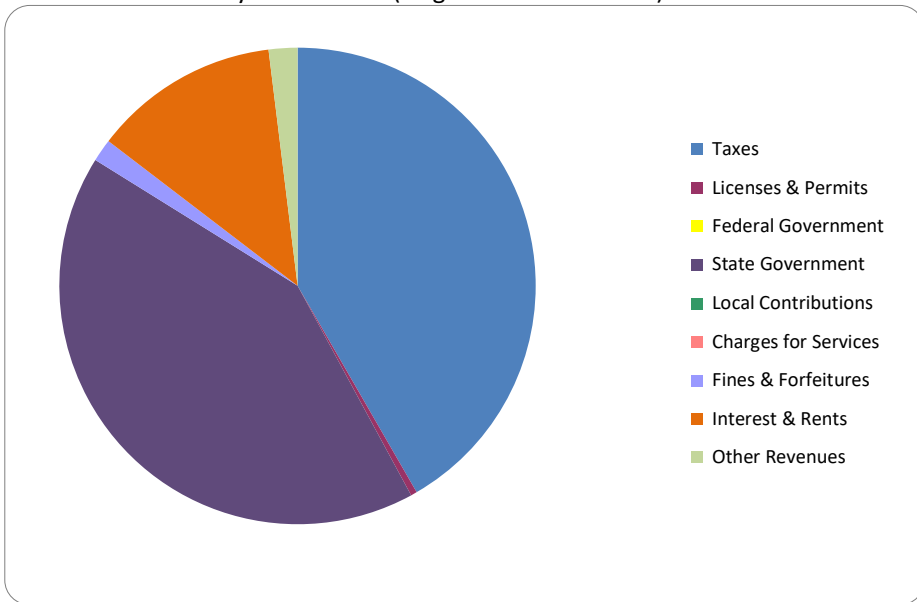


CITIZEN'S GUIDE TO LOCAL UNIT FINANCES - Village of Central Lake (05-3020)

REVENUES

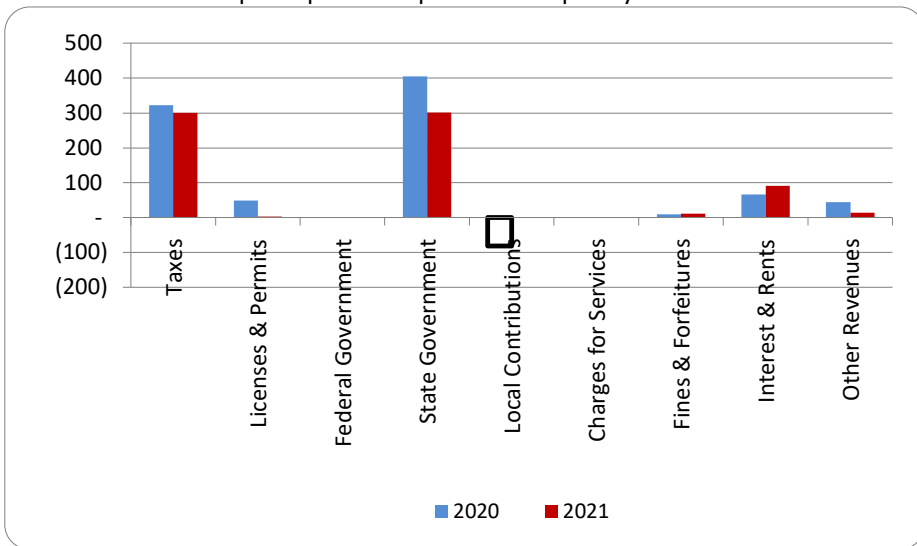
1. Where our money comes from (all governmental funds)



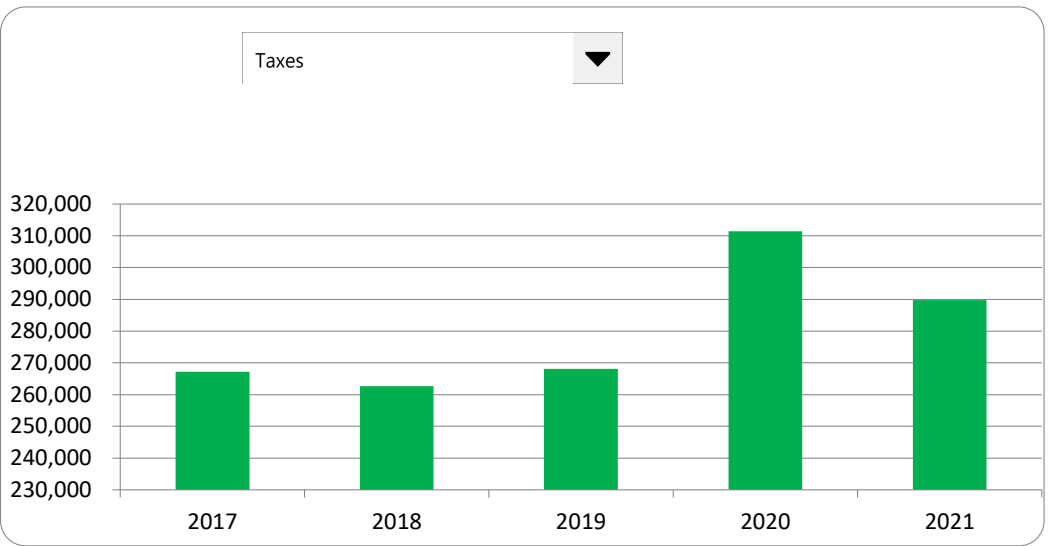
2. Compared to the prior year

	<u>2020</u>	<u>2021</u>	<u>% change</u>
Taxes	\$ 311,429	\$ 289,826	-6.94%
Licenses & Permits	47,032	2,945	-93.74%
Federal Government	-	-	N/A
State Government	390,619	290,634	-25.60%
Local Contributions	(78,322)	-	-100.00%
Charges for Services	-	-	N/A
Fines & Forfeitures	9,137	10,680	16.89%
Interest & Rents	64,217	87,919	36.91%
Other Revenues	42,556	13,598	-68.05%
Total Revenues	\$ 786,667	\$ 695,602	-11.58%

3. Revenue sources per capita - compared to the prior year



4. Historical trends of individual sources



Commentary:

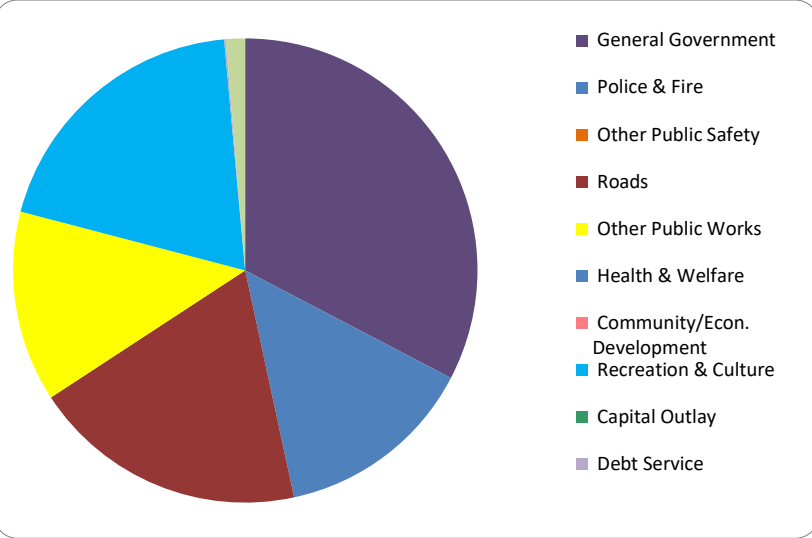
For more information on our unit's finances, contact Andrew Smith at 231.544.6483.

CITIZEN'S GUIDE TO LOCAL UNIT FINANCES - Village of Central Lake (05-3020)

EXPENDITURES

1. Where we spend our money (all governmental funds)

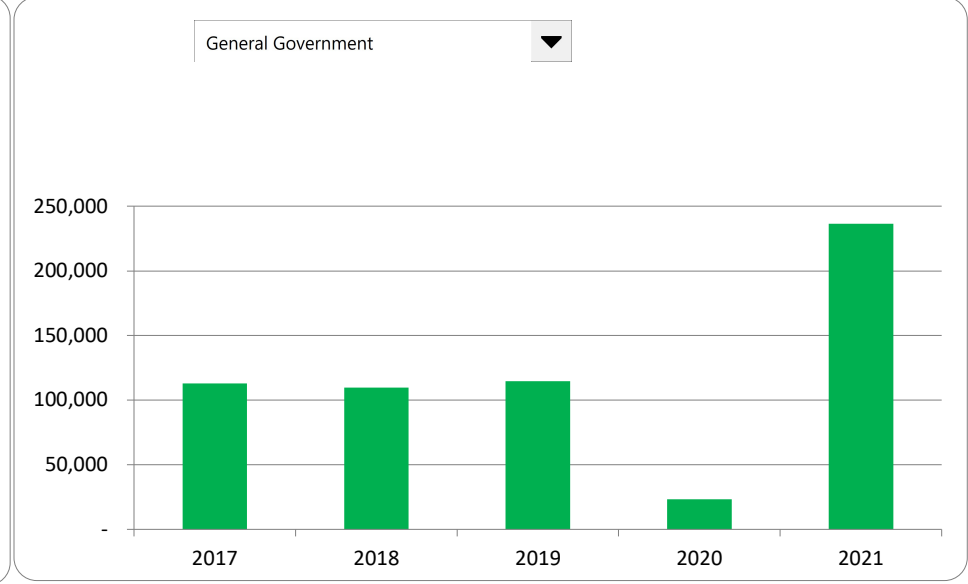
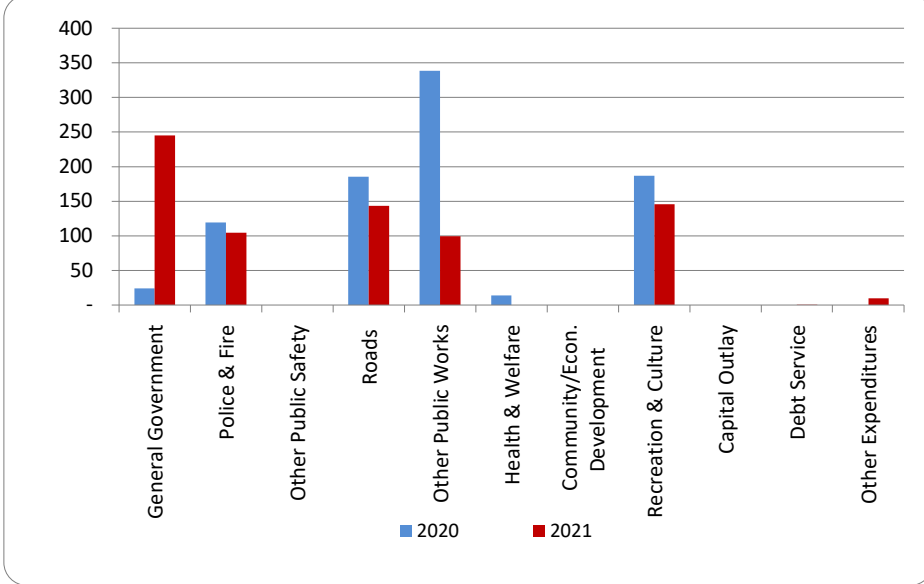
2. Compared to the prior year



	<u>2020</u>	<u>2021</u>	<u>% change</u>
General Government	\$ 23,249	\$ 236,446	917.00%
Police & Fire	114,957	100,996	-12.14%
Other Public Safety	-	-	N/A
Roads	179,223	138,791	-22.56%
Other Public Works	326,720	96,170	-70.57%
Health & Welfare	13,492	-	-100.00%
Community/Econ. Development	-	-	N/A
Recreation & Culture	180,516	141,027	-21.88%
Capital Outlay	-	-	N/A
Debt Service	-	768	N/A
Other Expenditures	-	9,711	N/A
Total Expenditures	\$ 838,159	\$ 723,909	-13.63%

3. Spending per capita - compared to the prior year

4. Historical trends of individual departments:

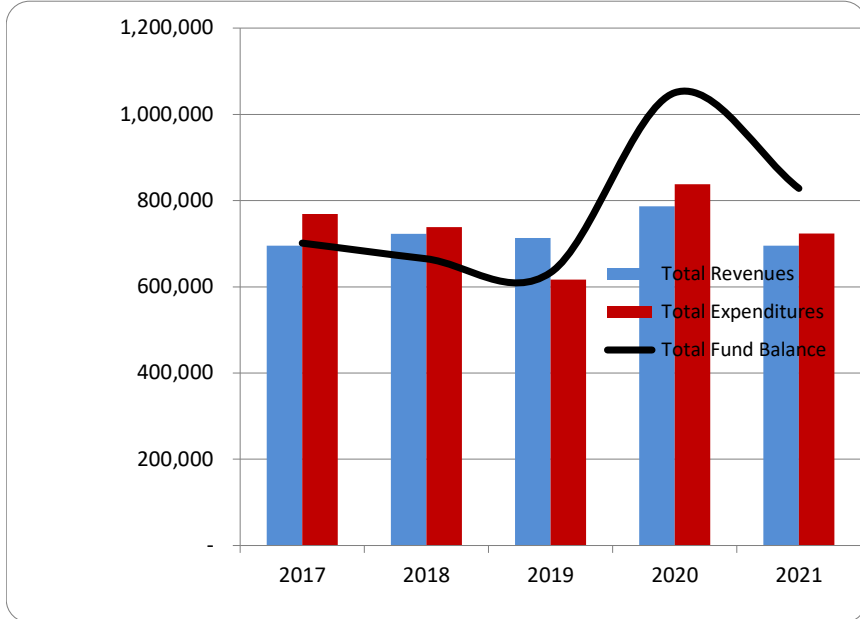


Commentary:

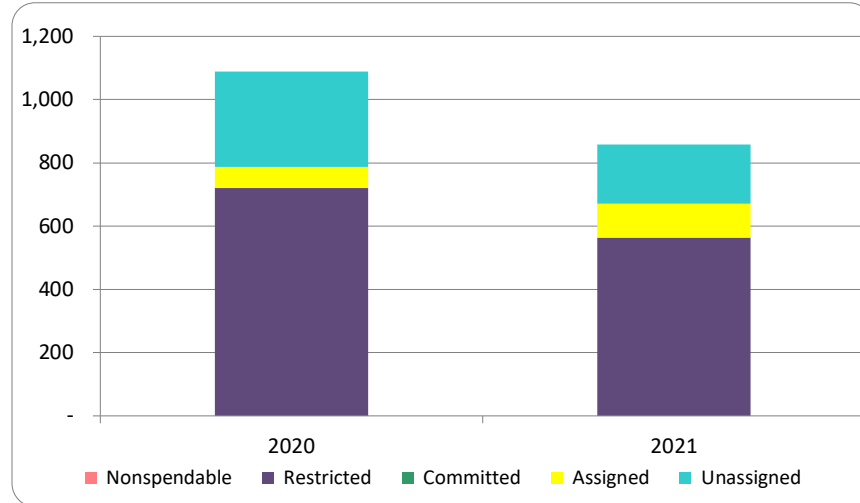
For more information on our unit's finances, contact Andrew Smith at 231.544.6483.

CITIZEN'S GUIDE TO LOCAL UNIT FINANCES - Village of Central Lake (05-3020)

1. How have we managed our governmental fund resources (fund balance)?



3. Fund balance per capita - compared to the prior year

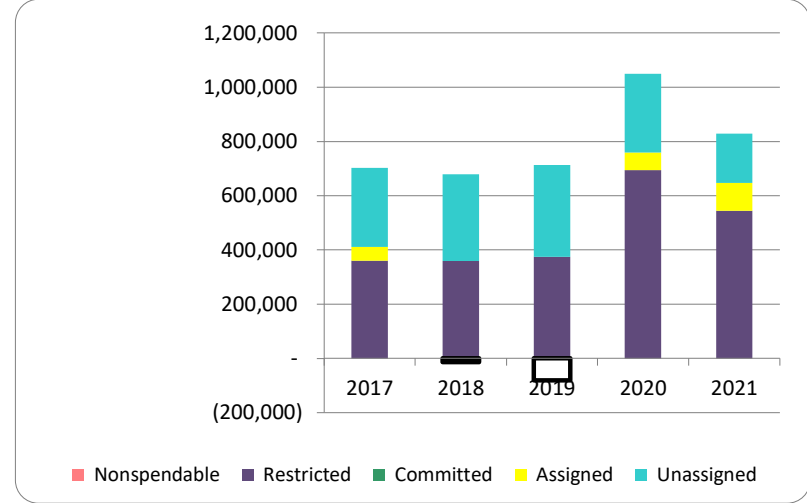


FINANCIAL POSITION

2. Compared to the prior year

	2020	2021	% change
Revenue	786,667	695,602	-11.58%
Expenditures	838,159	723,909	-13.63%
Surplus (shortfall)	(51,492)	(28,307)	-45.03%
Fund balance, by component:			
Nonspendable	-	-	N/A
Restricted	694,773	543,735	-21.74%
Committed	-	-	N/A
Assigned	64,775	103,946	60.47%
Unassigned	290,504	180,541	-37.85%
total fund balance	1,050,051	828,222	-21.13%

4. Historical trends of individual components



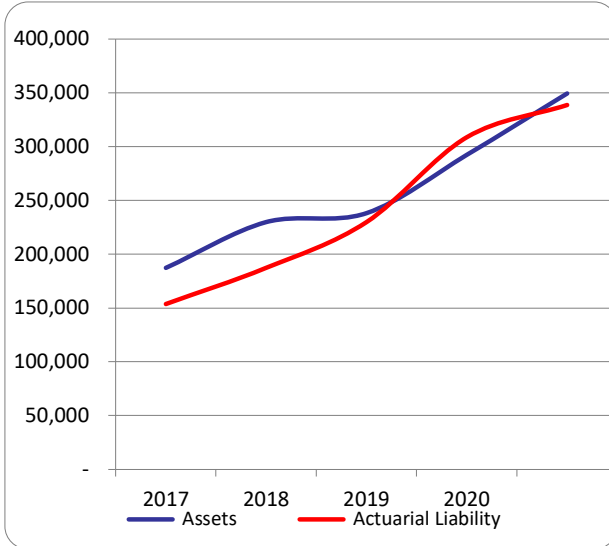
Commentary:

For more information on our unit's finances, contact Andrew Smith at 231.544.6483.

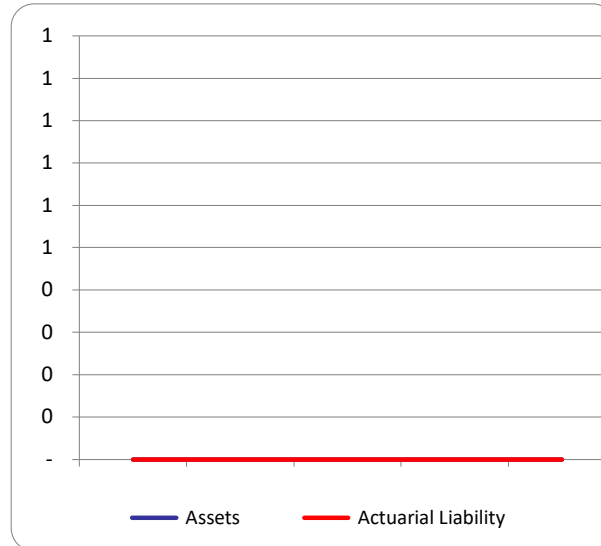
CITIZEN'S GUIDE TO LOCAL UNIT FINANCES - Village of Central Lake (05-3020)

OTHER LONG TERM OBLIGATIONS

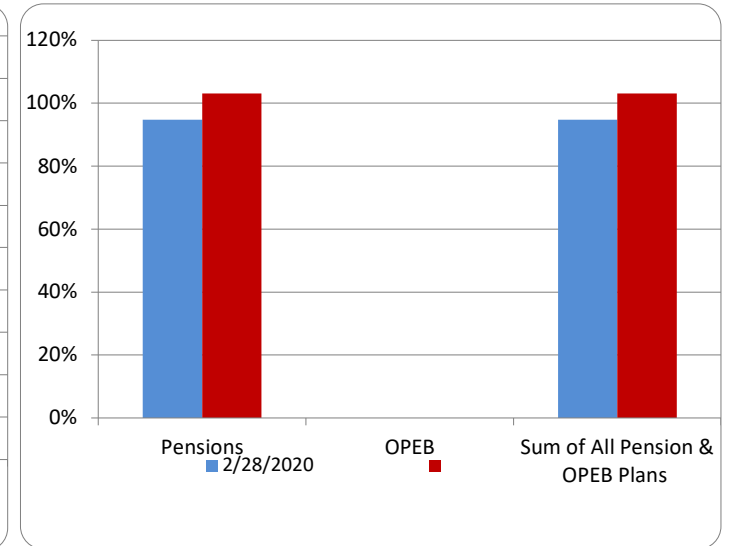
1. Pension funding status



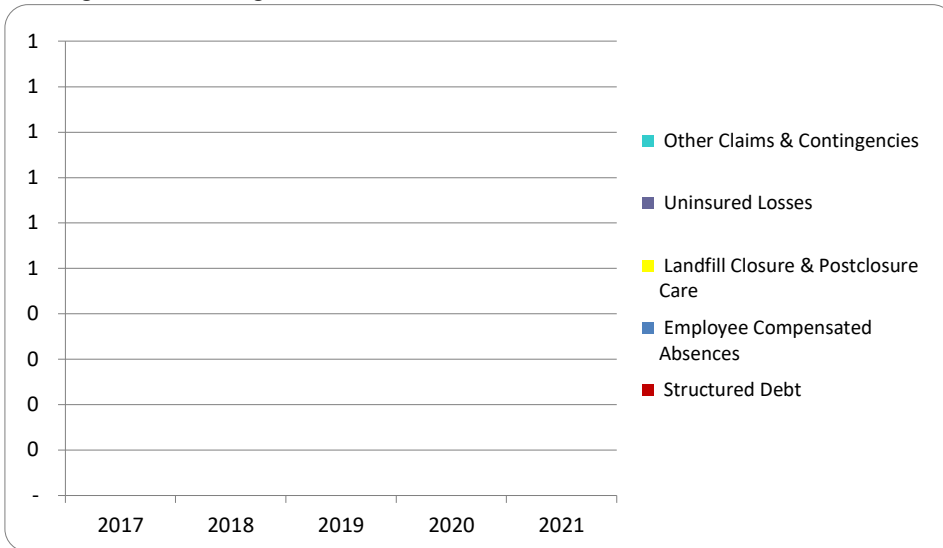
2. Retiree Health care funding status



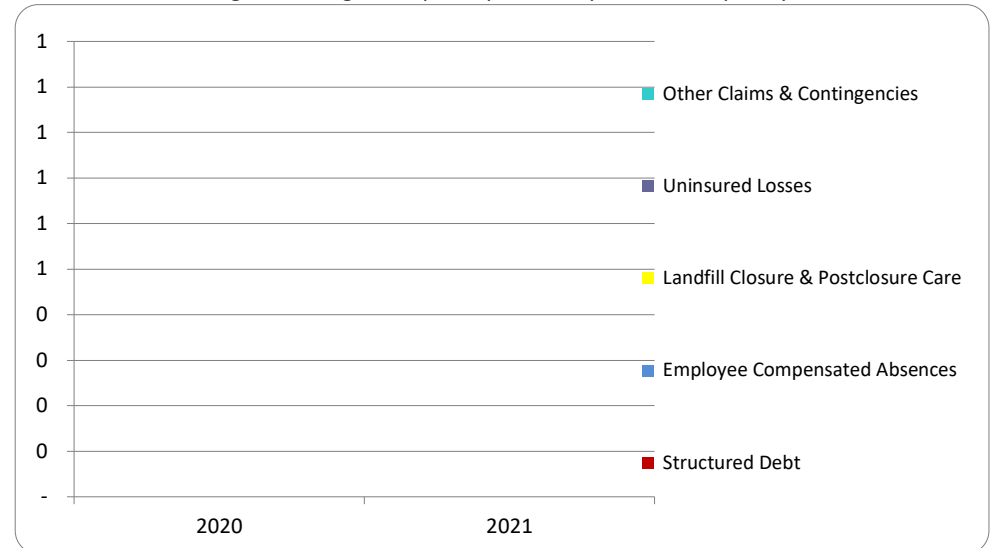
3. Percent funded - compared to the prior year



4. Long Term Debt obligations:



5. Debt & other long term obligations per capita - compared to the prior year



Commentary:

For more information on our unit's finances, contact Andrew Smith at 231.544.6483.