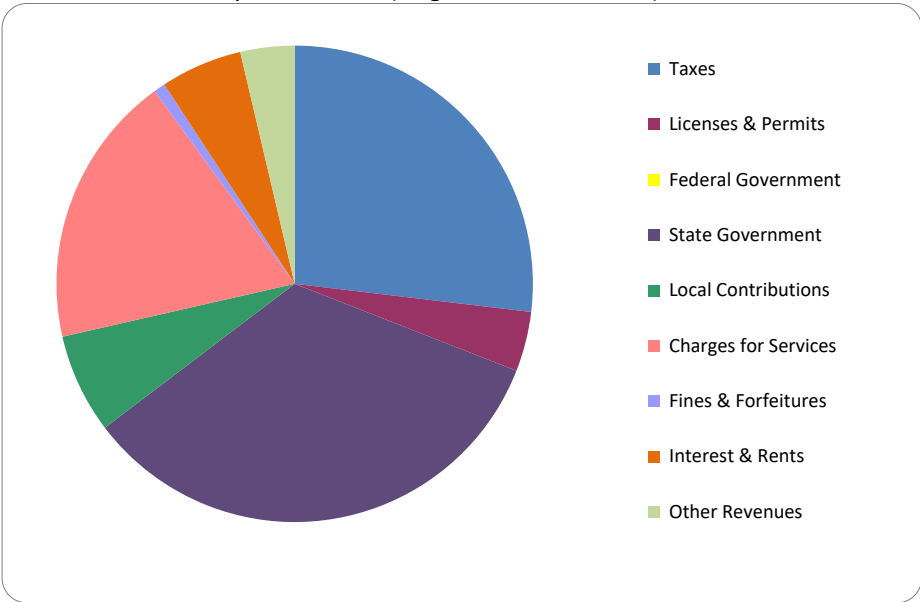


CITIZEN'S GUIDE TO LOCAL UNIT FINANCES - Village of Central Lake (053020)

REVENUES

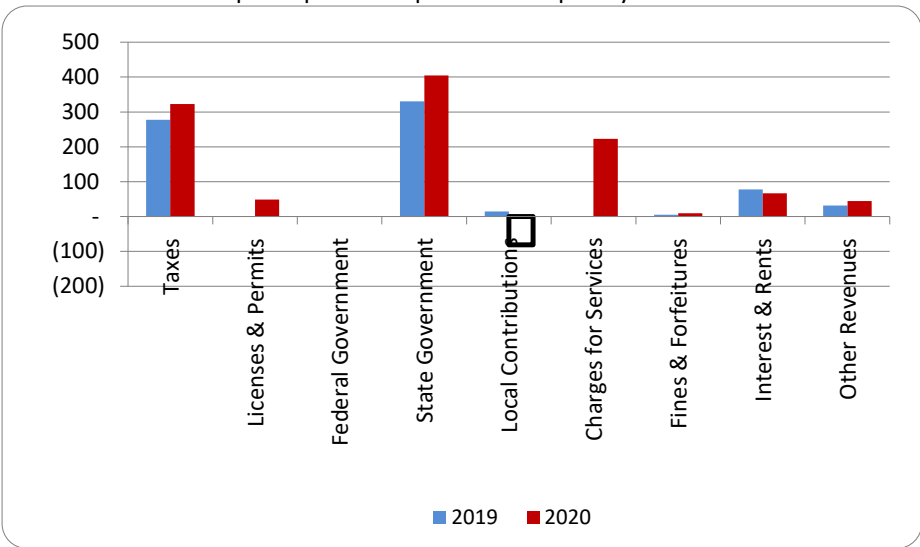
1. Where our money comes from (all governmental funds)



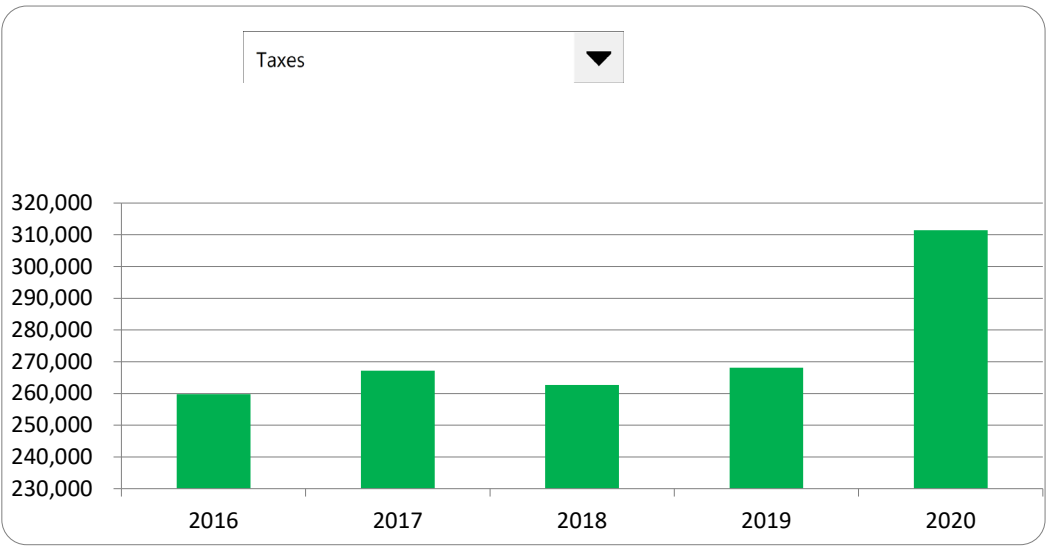
2. Compared to the prior year

	<u>2019</u>	<u>2020</u>	<u>% change</u>
Taxes	\$ 268,087	\$ 311,429	16.17%
Licenses & Permits	820	47,032	5635.58%
Federal Government	-	-	N/A
State Government	319,119	390,619	22.41%
Local Contributions	14,254	(78,322)	-649.47%
Charges for Services	-	214,966	N/A
Fines & Forfeitures	5,351	9,137	70.75%
Interest & Rents	75,209	64,217	-14.62%
Other Revenues	30,645	42,556	38.87%
Total Revenues	\$ 713,485	\$ 1,001,633	40.39%

3. Revenue sources per capita - compared to the prior year



4. Historical trends of individual sources



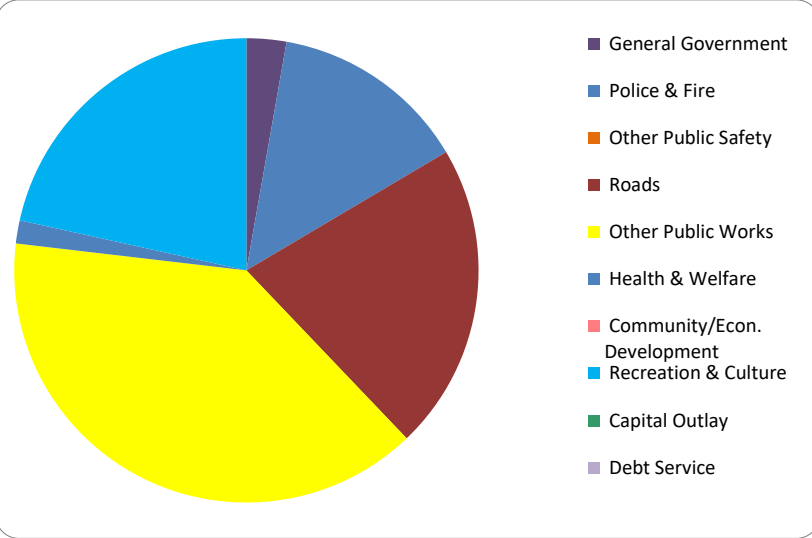
Commentary:

For more information on our unit's finances, contact Andrew Smith at 231-544-6483.

CITIZEN'S GUIDE TO LOCAL UNIT FINANCES - Village of Central Lake (053020)

EXPENDITURES

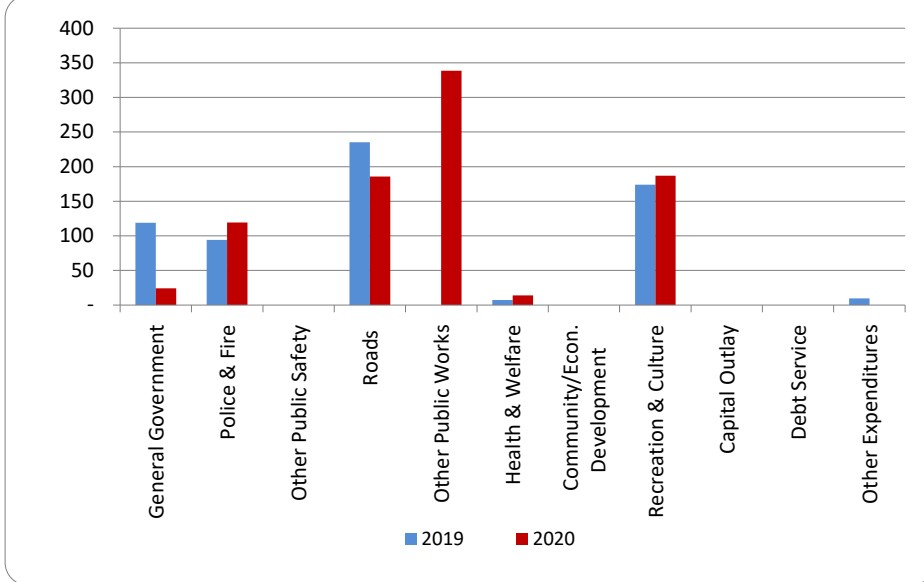
1. Where we spend our money (all governmental funds)



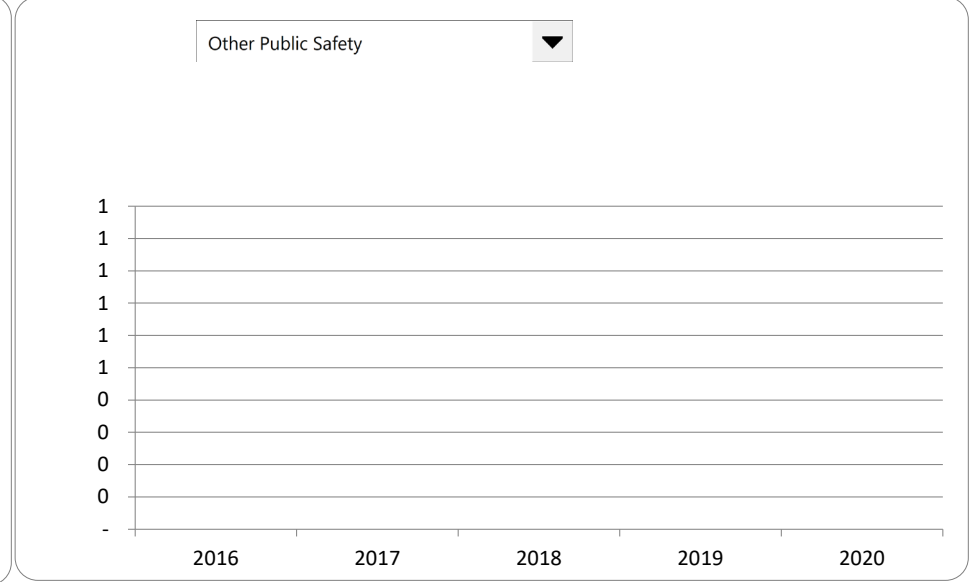
2. Compared to the prior year

	2019	2020	% change
General Government	\$ 114,675	\$ 23,249	-79.73%
Police & Fire	90,997	114,957	26.33%
Other Public Safety	-	-	N/A
Roads	226,846	179,223	-20.99%
Other Public Works	-	326,720	N/A
Health & Welfare	7,238	13,492	86.41%
Community/Econ. Development	-	-	N/A
Recreation & Culture	167,661	180,516	7.67%
Capital Outlay	-	-	N/A
Debt Service	-	-	N/A
Other Expenditures	9,339	-	-100.00%
Total Expenditures	\$ 616,756	\$ 838,159	35.90%

3. Spending per capita - compared to the prior year



4. Historical trends of individual departments:



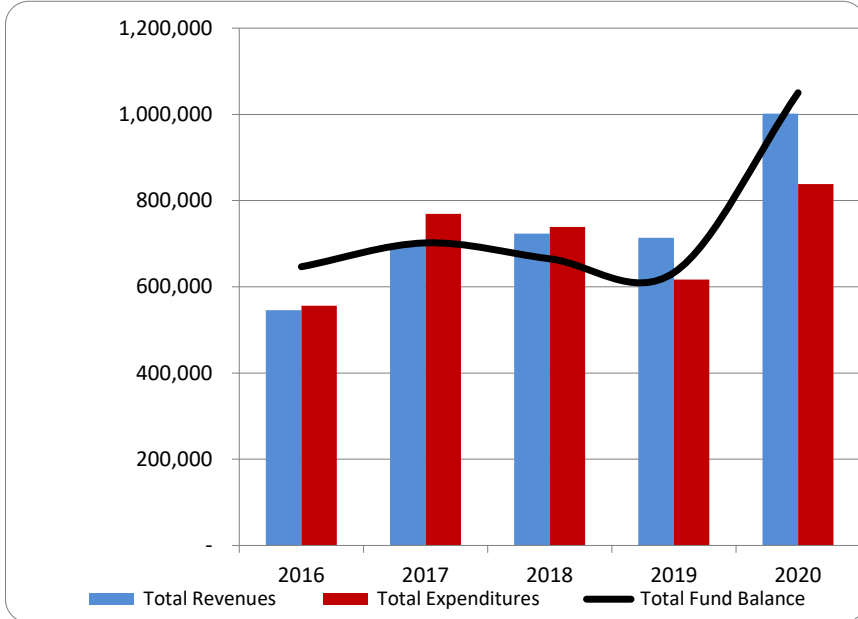
Commentary:

For more information on our unit's finances, contact Andrew Smith at 231-544-6483.

CITIZEN'S GUIDE TO LOCAL UNIT FINANCES - Village of Central Lake (053020)

FINANCIAL POSITION

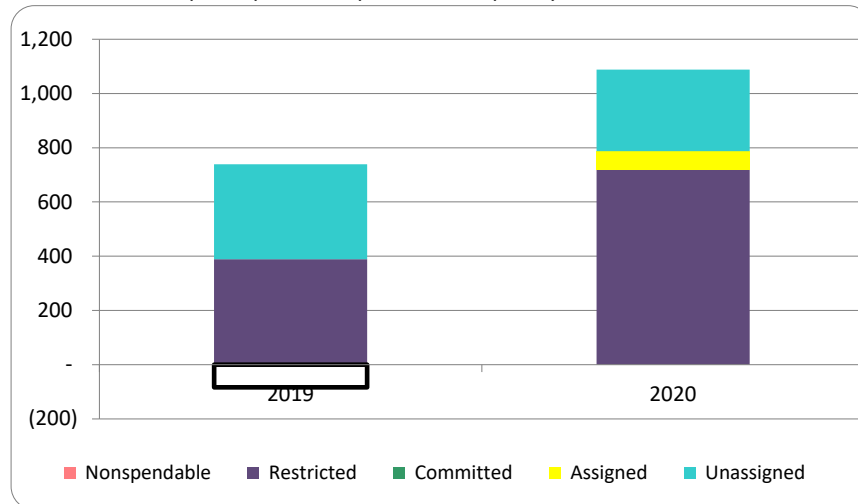
1. How have we managed our governmental fund resources (fund balance)?



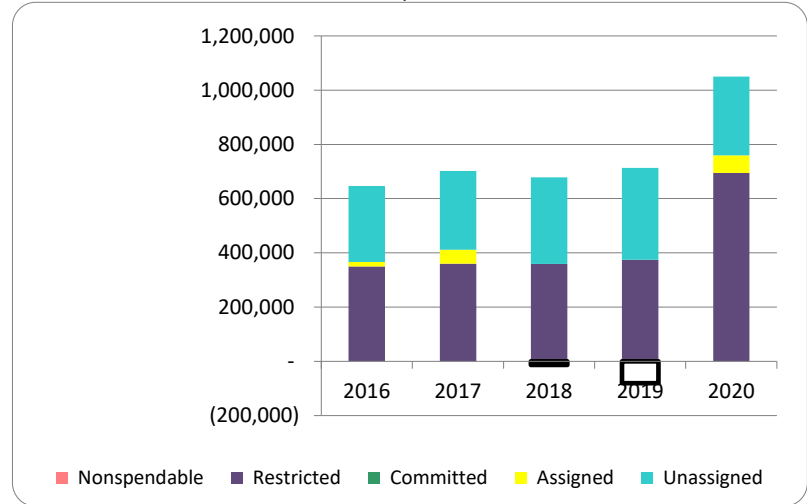
2. Compared to the prior year

	2019	2020	% change
Revenue	713,485	1,001,633	40.39%
Expenditures	616,756	838,159	35.90%
Surplus (shortfall)	96,729	163,474	69.00%
Fund balance, by component:			
Nonspendable	-	-	N/A
Restricted	375,076	694,773	85.24%
Committed	-	-	N/A
Assigned	(80,530)	64,775	-180.44%
Unassigned	338,320	290,504	-14.13%
total fund balance	632,866	1,050,051	65.92%

3. Fund balance per capita - compared to the prior year



4. Historical trends of individual components



Commentary:

For more information on our unit's finances, contact Andrew Smith at 231-544-6483.

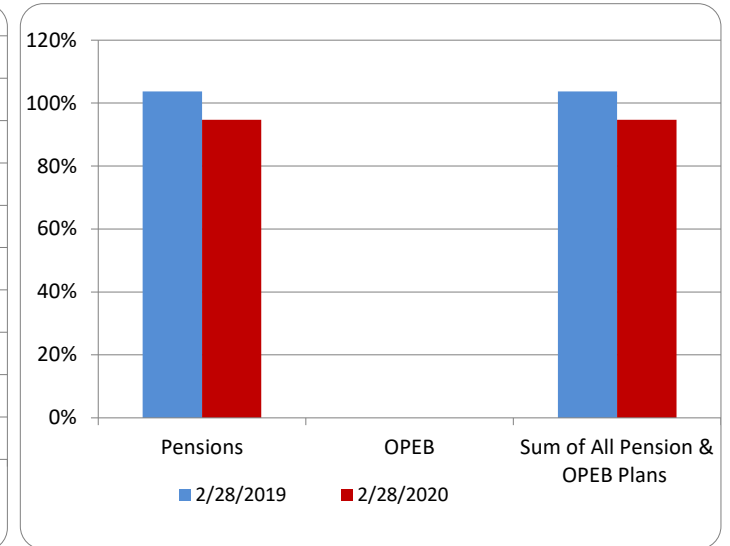
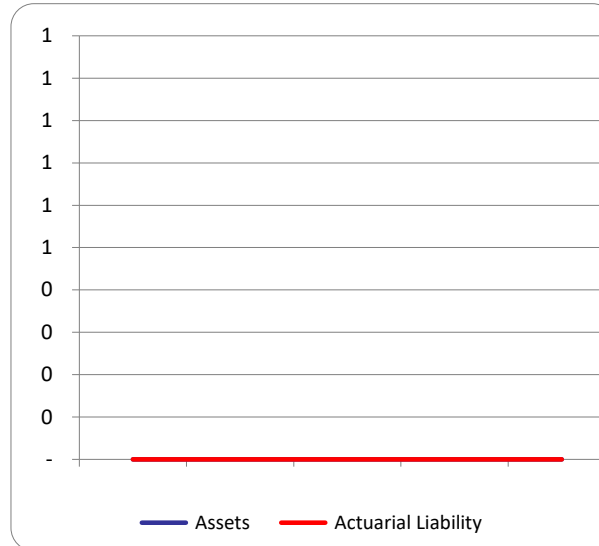
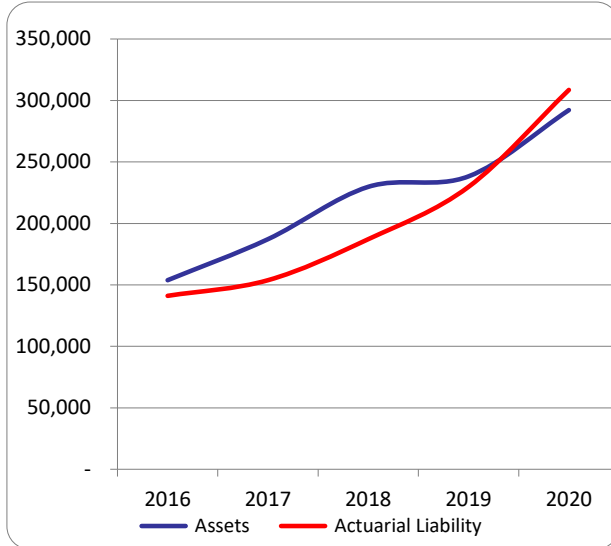
CITIZEN'S GUIDE TO LOCAL UNIT FINANCES - Village of Central Lake (053020)

OTHER LONG TERM OBLIGATIONS

1. Pension funding status

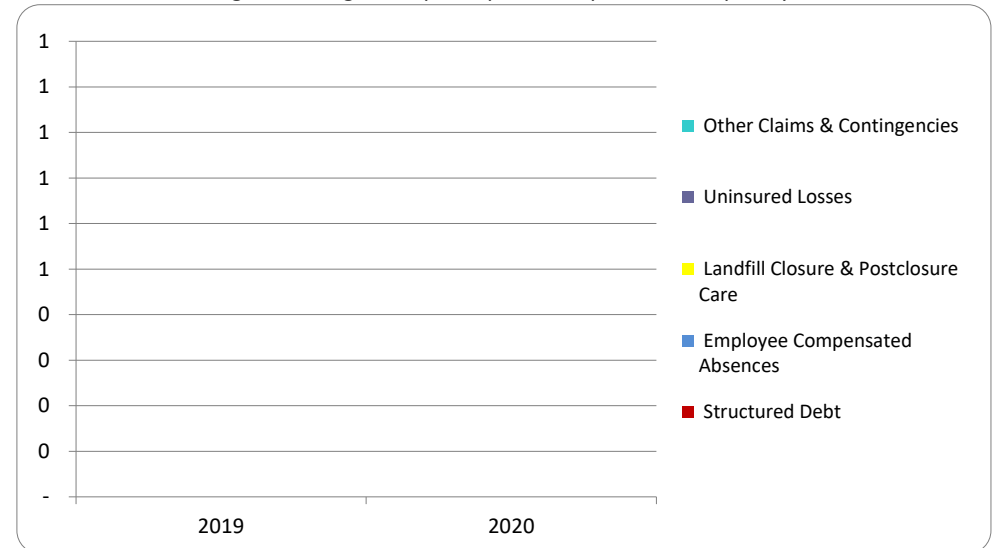
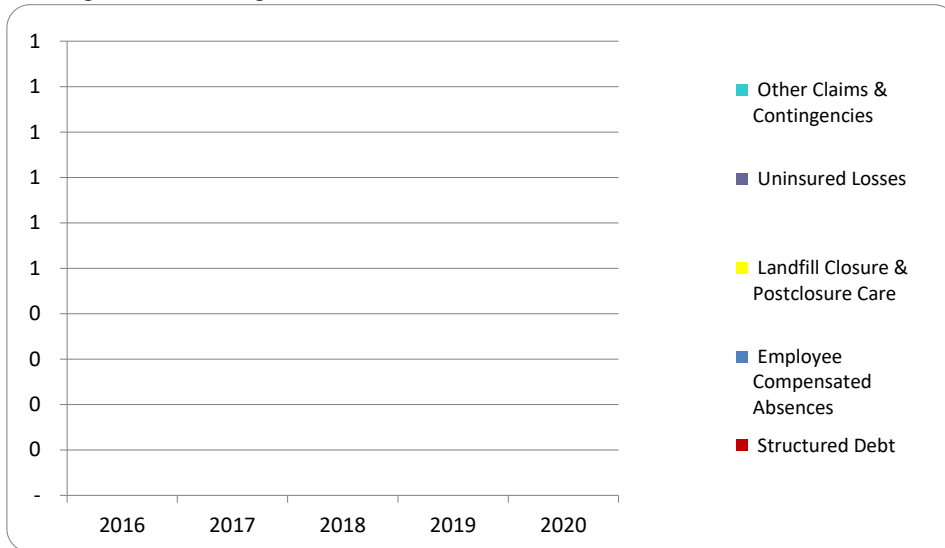
2. Retiree Health care funding status

3. Percent funded - compared to the prior year



4. Long Term Debt obligations:

5. Debt & other long term obligations per capita - compared to the prior year



Commentary:

For more information on our unit's finances, contact Andrew Smith at 231-544-6483.